

Model RLC4300

Front Back Conveyor System



System Features

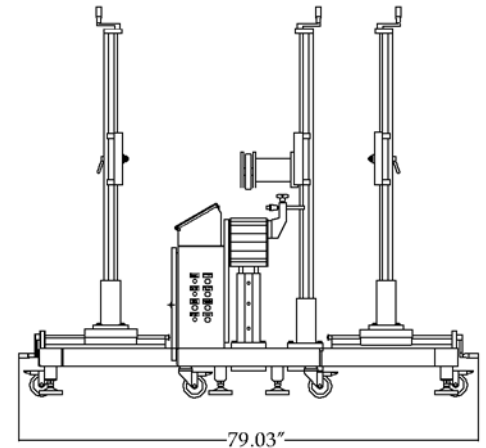
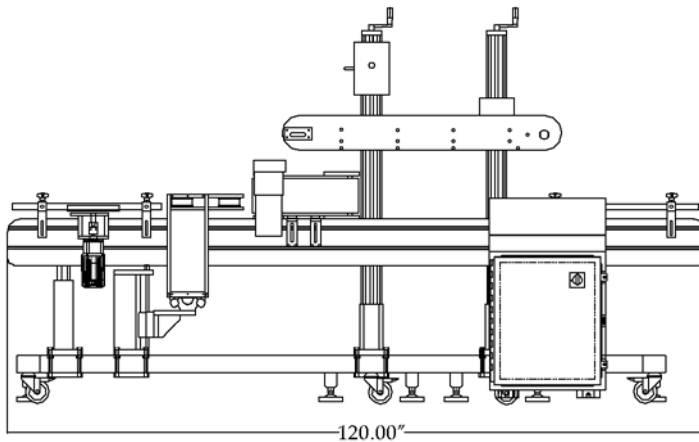
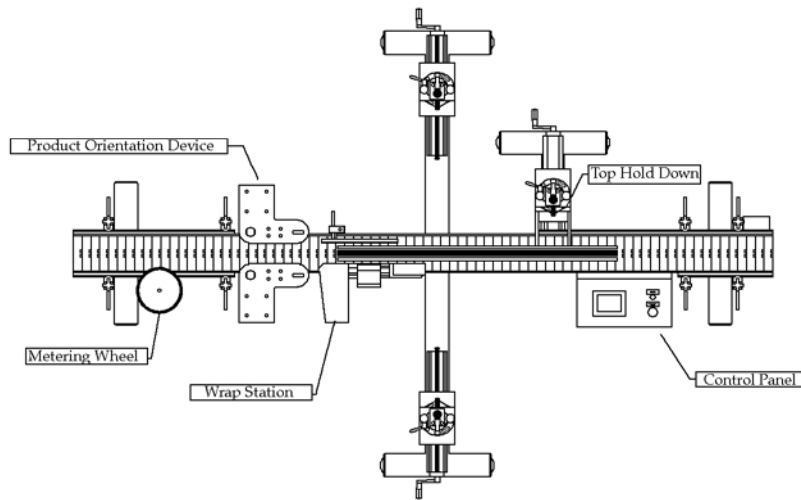
- Mattop Table Top Chain Conveyor or Standard Belt Conveyor
- 1" wide x 48" long Synchronized Top Hold Down
- Crank Vertical and Horizontal Adjustment for the Top Hold Down
- Independent Allen Bradley Variable Speed AC Drive
- 1/2 HP AC Motor and Gearbox
- Support Base with Double Locking Casters and Leveling Feet
- (2) Integrated 54" Upright with Horizontal Kit
- Remote Emergency Stop
- Height Adjustment (+/- 3")
- Fully Adjustable Guide Railing
- Timing Belt Drive

- Metering Wheel (shown above)
- Wrap Station
- Powder Coated/Anodized Aluminum and Powder Coated Steel Construction
- 120VAC/1/60 (Other voltages available)

System Options

- Centerline Adjusting Opposing Belt Aligner
- Powered or Passive Foam Rollers
- Wipe Down Brushes
- Sensor - Reflector Mount
- Scanner mounting adapter plates
- Scanner control mounting plates

Model RLC4300



Electrical Requirements

- 120 VAC / 20 Amp
- * *Additional voltages available upon request*

Conveyor Widths

- 3" - 12" (3" Increments)
- * *Custom widths available upon request*

Conveyor Lengths

- 8ft, 10ft, 12ft
- * *Custom lengths available upon request*

Approximate Dimensions

- *Dependent on Conveyor Length & Width*

Approximate Weight

- *Dependent on Conveyor Length & Width*

Distributed By:



6496 State Route 45
Lisbon, Ohio 44432

(330) 424-1525
fax (330) 424-0763

info@rlcraig.com
www.rlcraig.com